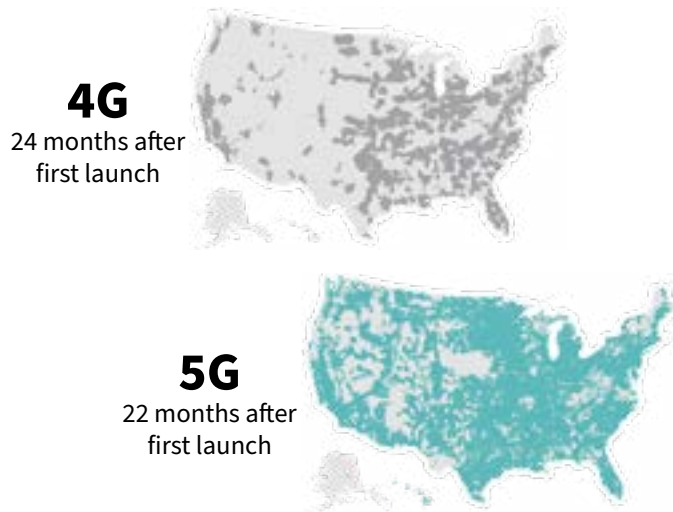


5G: By the Numbers

The Fastest Rollout...

Since 5G was launched in 2018, three nationwide networks—and regional provider networks across the U.S.—already cover 330 million Americans. 5G is being built out faster than 4G. The first 5G network achieved nationwide coverage 2x as fast as 4G, and all three national providers built nationwide networks 42% faster than 4G.

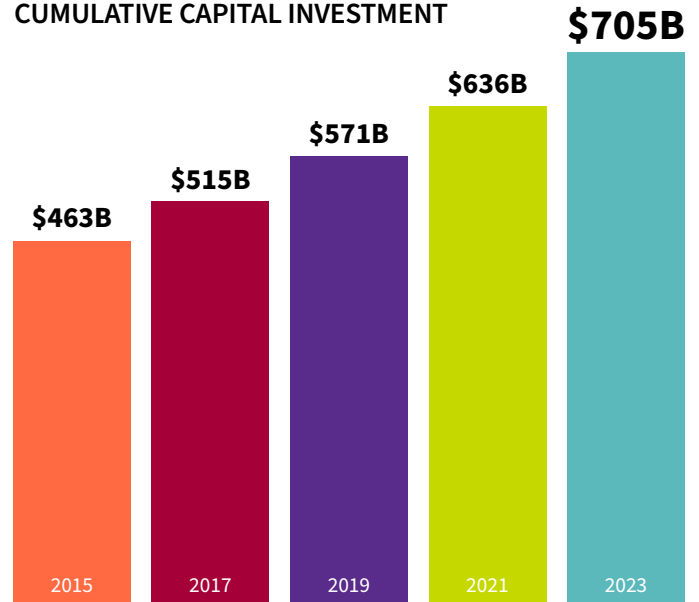
FASTER NATIONWIDE DEPLOYMENT



...Driven By Historic Investment...

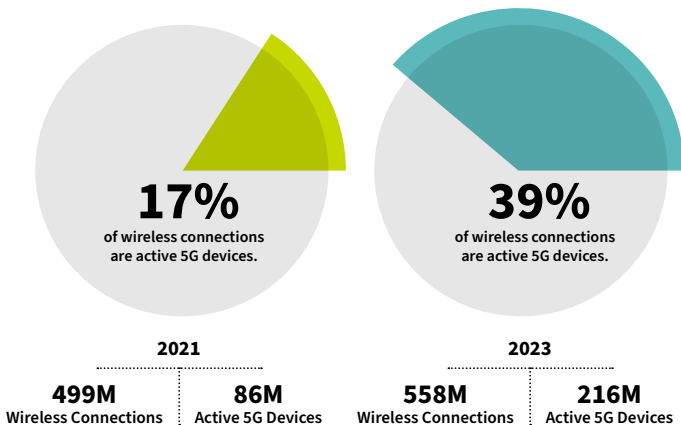
Wireless providers continued to demonstrate their commitment to customers and the future of wireless, investing \$30 billion in 2023 — for a total of \$705B over the life of the industry. Since 2018, the year 5G launched, providers have invested over \$190 billion in their networks.

CUMULATIVE CAPITAL INVESTMENT



...Powering Consumer Adoption...

5G adoption and use have exploded since its launch. By the end of 2023, the U.S. had nearly 216 million active 5G devices—nearly 2.5x the number of 5G devices in 2021. 5G devices already account for nearly 40% of total wireless connections.



...And Fueled by Licensed Spectrum

In addition to capital expenditures, the industry has also spent billions of dollars on spectrum licenses to fuel our 5G ambitions. Since 1993, wireless providers have invested \$233 billion in FCC spectrum auctions to power mobile networks—over \$108B since 2020 alone.

